



SKYTRAK

6034 AND 6042 TELEHANDLERS

SKYTRAK IS THE BEST-SELLING TELEHANDLER® BRAND IN NORTH AMERICA.

But we're not at the top just because our machines are tough enough to go nine rounds with Mother Nature and another six with Father Time. We're here because we're always reaching higher, moving forward and working to make the best better.



THE ALL-NEW 6034 AND 6042 SKYTRAK TELEHANDLERS.

These models have been reimagined, redesigned and remastered from the ground up to deliver our customers' most requested features with zero sacrifice to what makes SkyTrak one of the most reliable and sought-after telehandler brands in America.



DESIGN & TECHNOLOGY

PROGRESS

WITHOUT COMPROMISE

Redesigning trusted SkyTrak models was no easy task. Then again, neither are the challenges our customers face day after day. That's why the features and capabilities of the new 6034 and 6042 have been directly inspired by the needs of those who need them most.





LIGHTWEIGHT DESIGN

Same 6,000-lb maximum capacity, same all-steel construction, new lightweight design that optimizes the boom and frame for more efficient, cost-effective transport.



BEST-IN-CLASS MANEUVERABILITY

A narrower, 95-in wide frame set on smaller tires delivers an improved turning radius that makes these models a new class leader in maneuverability.



ADVANCED CONTROL SYSTEM

Allows for more options like Load Stability Indication (LSI) and Seatbelt Engagement and Operator Presence, as well as remote diagnostics for more immediate troubleshooting and richer telematics.



DATA AT A GLANCE

Improved cab styling with a larger LCD display and larger, single-page load charts delivers more of the data you need while allowing you to keep your focus on the job at hand.



ELECTRIC OVER HYDRAULIC JOYSTICK

A multifunctional, electric over hydraulic joystick includes auxiliary hydraulic functions and attachment tilt capabilities, single-handedly elevating job site efficiency.

VALUE & SERVICEABILITY

BECAUSE THE WORK NEVER STOPS

The most demanding worksites in America demand a telehandler that's just as driven. We listened closely to our customers' most requested features to improve the efficiency and serviceability of these machines. These new models go the extra mile to prove there's no going too tough to keep you from staying on task.



REFINED BOOM

The single compensation and lift cylinder design that relies on fewer components streamlines maintenance, while the top-mounted telescope cylinder makes the boom easier and more accessible to maintain.



30%↓

FEWER LEAK POINTS

With a 30% reduction in hydraulic hoses and connections, crews can worry less about leak points and focus more time being on point.



GREATER CONNECTIVITY

Remote diagnostics and richer telematics connectivity improves data collection and streamlines troubleshooting to help maximize your uptime and ROI.



NO DEF

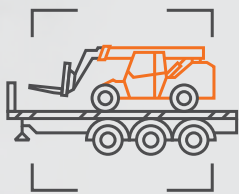
The 6034 and 6042 are equipped with a 74 hp, 2.9 L Deutz diesel engine which does not require diesel exhaust fluid (DEF), further reducing maintenance costs.

GETTING WHAT NEEDS DOING, DONE.

ONE TELEHANDLER CAN'T DO IT ALL, BUT THE REMASTERED SKYTRAK GETS CLOSE.

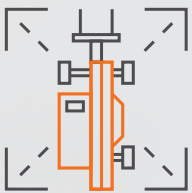
The upgraded 6034 and 6042 models have been reimagined and redesigned to reduce transportation costs and streamline serviceability, resulting in machines that are more cost-effective while still being able to consistently measure up to the evolving demands of America's demanding worksites.





COST-EFFICIENT TRANSPORT

With reduced size and weight also comes reduced transport costs. Built with independent contractors in mind, the 6034 can be transported via standard pick-up truck and trailer. If you have a fleet, up to three 6034s or two 6042s can be transported on a single flatbed trailer.



GREATER CONFIDENCE

The Stabil-Trak stabilization system provides fully automatic, rear-axle stabilization by automatically transferring from a 3-point to a 4-point stance for increased stability and greater operator confidence during load placement.



HYDROSTATIC TRANSMISSION

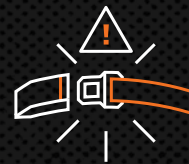
This enhanced transmission provides operators greater control and ease of operation while allowing for inching (the ability to run the boom at high speeds without shifting into neutral) for faster delivery of materials at height.

OPTIONAL ESSENTIALS

Take a moment to explore these advanced options you can add to the 6034 and 6042 telehandlers. Because when it comes to ensuring the safety, productivity and efficiency of your crew, "good enough" should never be good enough.



Load Stability Indication (LSI) — Senses forward load capacity and displays color-coded visuals to help operators work with higher confidence.



Seatbelt Engagement and Operator Presence — Seatbelt engagement assurance and operator presence technology combined with a high visibility orange seatbelt helps enhance safety through visual and audible alarms, as well as limiting machine functions.



Multi-reverse Camera System — Displays left, right and rear views from behind the machine during day or night operation on a single, tri-view monitor.



Reverse Sensing System — An audible in-cab alarm alerts the operator of any rear obstructions when driving in reverse.



White Noise Back-up Alarm — Emits a directional alarm when driving in reverse to help enhance worker safety outside the machine.

AN ANSWER

FOR EVERY CHALLENGE

An array of telehandler attachments for the remastered 6034 and 6042 models are here to keep you ready, nimble and adaptable no matter the job. And with the auxiliary hydraulic connections relocated to the side of the boom head, changing attachments on SkyTrak telehandlers has reached a new level of efficiency.



STANDARD CARRIAGE

Forks that are fully floating and adjustable side-to-side for efficient load entry and exit (available in various sizes).



SWING CARRIAGE

Allows for greater versatility in moving and placing materials in confined areas or when exact positioning is required.



SIDE-SHIFT CARRIAGE

Four-inch left and right carriage shift allows for precision load placement.



DUAL FORK POSITIONING CARRIAGE

Provides the ability to adjust the position of the forks, allowing the operator to handle a variety of palletized loads without having to leave the cab.



LUMBER FORKS

Wider width provides a larger surface area for stability when transporting longer material.



CUBING FORKS

Allows operator to load, unload and place cubes of brick and block with ease.



MATERIAL BUCKET

For cleaning up the job site, spreading gravel or loading and leveling. Not designed for digging or back dragging.



TRUSS BOOM

Allows operator to set trusses and wall sections for wood and steel building construction (available with or without winch).



FORK-MOUNTED WORK PLATFORM

Extend the capabilities of your telehandler and get more work done by lifting materials and personnel to working heights.



COUPLER-MOUNTED LIFTING HOOK

For lifting and lowering objects.



SIDE-TILT CARRIAGE

Tilts loads from side to side and allows for minor lateral positioning of the load during final placement.



PALLET FORKS

Rugged design makes it easier to handle heavy palletized material.



FORK-MOUNTED EXTENDABLE TRUSS

Designed for lifting and placing objects around the job site. Ideal for metal building erection, setting wooden trusses and erecting post frame buildings.



FORK-MOUNTED LIFTING HOOK

Add versatility to any standard carriage by lifting and lowering objects without changing attachments.

THE SKYTRAK SIDE-BY-SIDE

	6034	6042
RATED CAPACITY AT 24-IN LOAD CENTER	6,000-lb / 2,722-kg	6,000-lb / 2,722-kg
MAXIMUM LIFT HEIGHT	34-ft 5-in / 10.5-m	42-ft 4-in / 12.9-m
CAPACITY AT MAXIMUM LIFT HEIGHT	4,000-lb / 1,814-kg	6,000-lb / 2,722-kg
MAXIMUM REACH	23-ft 2-in / 7.1-m	29-ft 6-in / 9.0-m
CAPACITY AT MAXIMUM REACH	1,000-lb / 454-kg	1,200-lb / 544-kg
APPROXIMATE OPERATING WEIGHT	14,500-lb / 6,577-kg	19,100-lb / 8,664-kg
LENGTH (LESS FORKS)	209.6-in / 5.33-m	235.9-in / 5.99-m
WIDTH	95-in / 2.41-m	95-in / 2.41-m
HEIGHT	97.75-in / 2.48-m	99.8-in / 2.53-m
WHEELBASE	110-in / 2.79-m	122-in / 3.1-m
OUTSIDE TURNING RADIUS	143-in / 3.6-m	151-in / 3.8-m
GROUND CLEARANCE	15.4-in / 390-mm	15.1-in / 384-mm
DRIVE	4 x 4	4 x 4
ENGINE	Deutz TCD2.9 L4	Deutz TCD2.9 L4
HORSEPOWER	74 hp @ 2,400 rpm	74 hp @ 2,400 rpm
TRANSMISSION	Hydrostatic	Hydrostatic
AXLE—FRONT	High-Bias, Limited Slip	High-Bias, Limited Slip
AXLE—BACK	Planetary	Planetary
STEERING	All-Wheel	All-Wheel
TIRES	15-19.5	15-19.5
MAXIMUM TRAVEL SPEED	15 mph / 24.1 km/h	15 mph / 24.1 km/h
FRAME LEVELING	±10 Degrees	±10 Degrees



We provide coverage for one (1) full year on the entire machine, two (2) full years or 2,000 hours on the drivetrain and cover all specified major structural components for five (5) years. Due to continuous product improvements, we reserve the right to make specification and/or equipment changes without prior notification.



NEVER SETTLE FOR “GOOD ENOUGH”.

SKYTRAK

Part No. 3132411 | R0523_01